

Social Skills to Teach (Social Skills Cards)

As we navigate the new experience of staying home with our families to minimize the spread of COVID-19, conflict is sure to arise. One way to encourage cooperation is to directly teach important social skills, even those that may seem obvious to adults. Use these cards to provide children with the skills they need to change behavior, promoting peace and cooperation in your home.

Young children's brains encode information in pictures. Vague directives like "share" and "use your words" are not helpful. Clear directions, especially those that include images, help children understand and retain expectations. These cards feature step-by-step instructions with visuals for a wide range of skills like listening, asking for a turn, entering a conversation and getting someone's attention.

Featured in the webinar "Learn the New Roadmap to Behavioral Change" with Master Instructor Jill Molli, these social skills cards are an excellent way to equip children with essential life skills. As your children acquire the skills needed for changed behavior, you'll transform conflict into cooperation in your home.

DIRECTIONS:

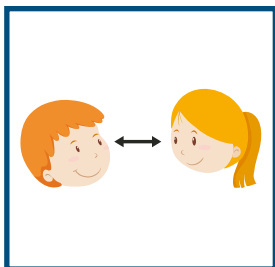
- **STEP 1:** Print pages 2-11 of this document double sided. Select "flip on short edge" or the equivalent so the correct instructions will print with each image.
- **STEP 2:** Cut along the center line so you have a total of 10 cards.
- **STEP 3:** Teach social skills to your children using the cards. It is helpful to model the social skills step-by-step and involve children in roleplay. You may wish to keep the cards in a prominent location in your home, or in a location where conflict is likely to occur.

Note: If you are not able to print double sided, print single pages and use a glue stick to adhere the matching page.


Getting Someone's Attention



Tap



Look

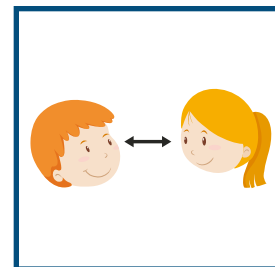


Say Name


Listening to Others



Turn



Look



Listen

Listening to Others

Step 1: Turn to the person talking

Step 2: Look at them

Step 3: Listen to what they have to say

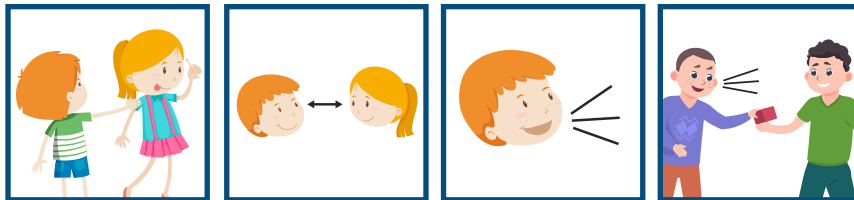
Getting Someone's Attention

Step 1: Tap someone's shoulder

Step 2: Look at them

Step 3: Say their name

Giving Someone a Toy/Object




Tap

Look

Say Name

Say "here"

Asking for a Turn



Tap

Look

Say Name

"Turn Please"

Asking for a Turn

Step 1: Tap someone's shoulder

Step 2: Look at them

Step 3: Say their name

Step 4: Say "turn please" and wait for them to respond

Giving Someone a Toy/Object

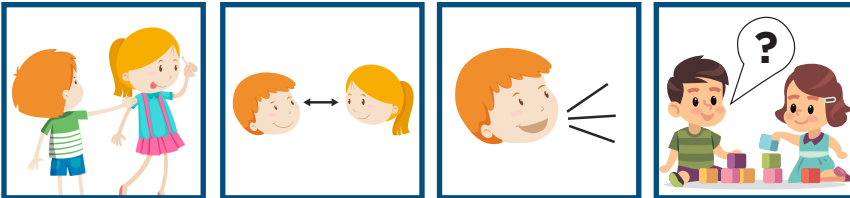
Step 1: Tap someone's shoulder

Step 2: Look at them

Step 3: Say their name

Step 4: Say "here" and give them a toy/object

Asking to Play/Work Together



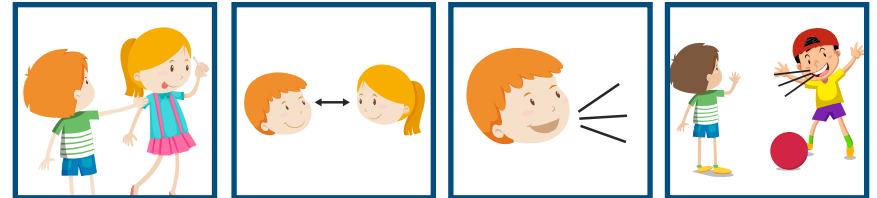
Tap

Look

Say Name

Ask to Play

Inviting Someone to Play



Tap

Look

Say Name

Invite

Inviting Someone to Play

Step 1: Tap someone's shoulder

Step 2: Look at them

Step 3: Say their name

Step 4: Invite them to play by saying, "Would you like to play?" and wait for an answer

Asking to Play/Work together

Step 1: Tap someone's shoulder

Step 2: Look at them

Step 3: Say their name

Step 4: Say, "Can I play?" or "Can I work with you?"

Joining in Play



Watch

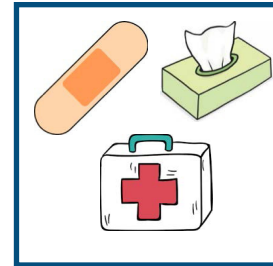


Ask



Play

How to Help Someone Feel Better



First Aid



High Five



Hug

Helping Someone Feel Better

Step 1: Notice if someone is hurt

Step 2: Say, “What can I do to be helpful?”

Step 3: Wait for the person to choose and then help them with that option

Joining in Play

Step 1: Watch a group as they play and decide if you want to play too. If you do, say “what are you playing?”


Step 2: Ask the group, “Can I play with you?”

Step 3: If they say “yes”, join the group. If they say “no”, ask another group.

Entering a Conversation




Listen & Wait



Speak



Listen




Speak


When I Have Something to Say



Raise Hand



Wait to be called on



Speak



Listen

When I have something to say

Step 1: Raise your hand when you have an idea to share

Step 2: Wait until the teacher calls your name

Step 3: Say your idea

Step 4: Listen to the ideas of others

Entering a Conversation

Step 1: Listen and wait for a pause in the conversation

Step 2: Take your turn to speak and then pause

Step 3: Listen to the other person

Step 4: Take your turn to speak again